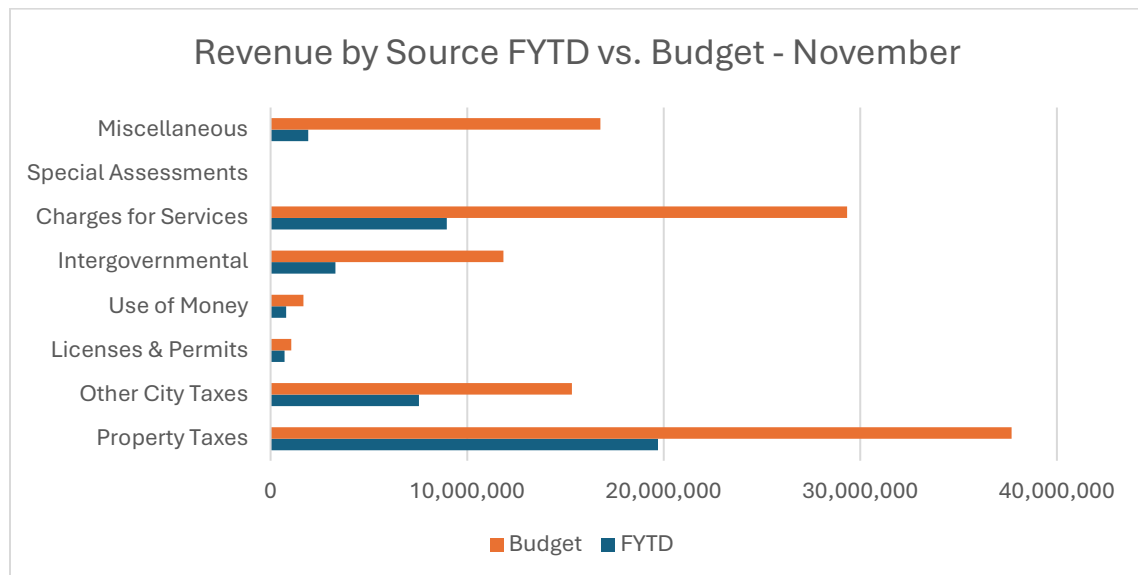
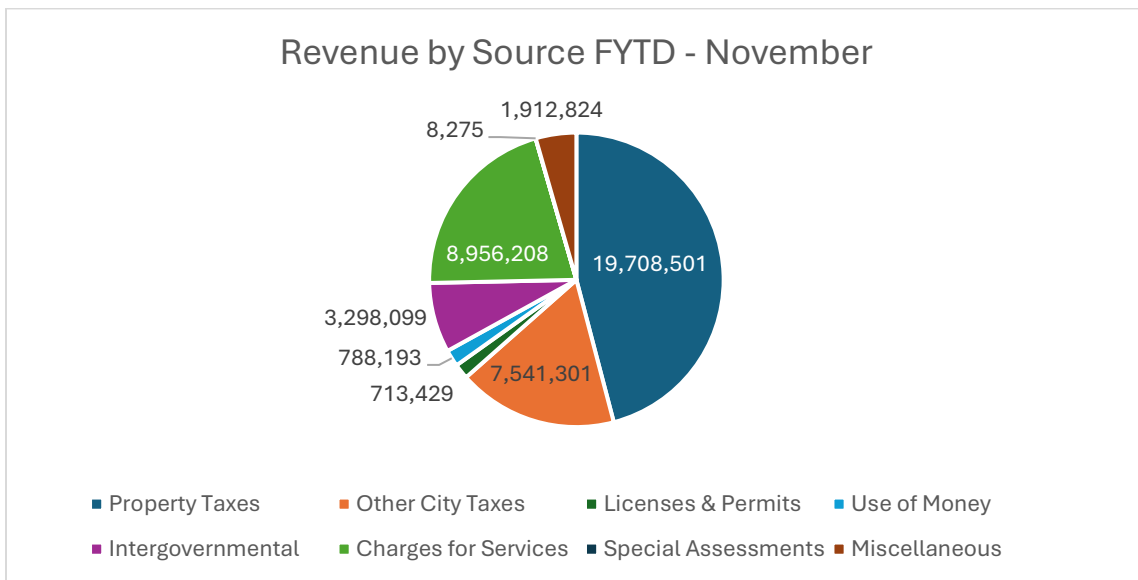


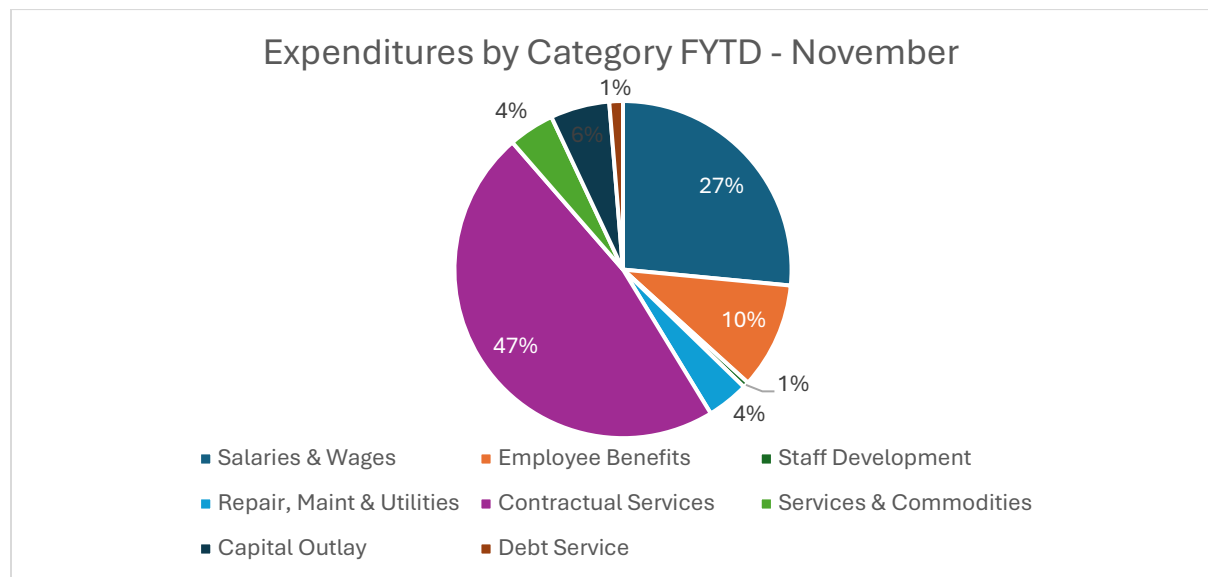
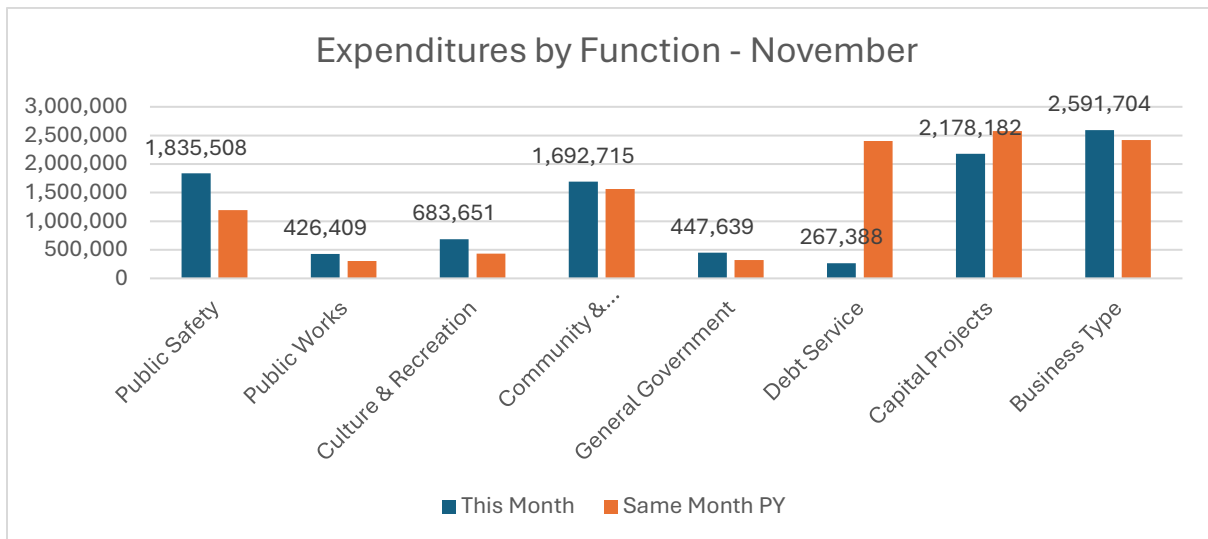
Total Revenue by Source

	This Month	Same Month PY	FYTD	Budget	% of Budget
Property Taxes	704,973	697,401	19,708,501	37,693,585	52%
Other City Taxes	917,549	1,061,644	7,541,301	15,328,893	49%
Licenses & Permits	64,205	122,783	713,429	1,052,000	68%
Use of Money	131,170	234,027	788,193	1,664,270	47%
Intergovernmental	547,337	1,210,204	3,298,099	11,846,888	28%
Charges for Services	1,010,097	915,852	8,956,208	29,324,817	31%
Special Assessments	1,538	2,250	8,275	14,000	59%
Miscellaneous	209,410	667,607	1,912,824	16,775,628	11%
	3,586,278	4,911,768	42,926,830	113,700,081	38%



Total Expenditures by Function

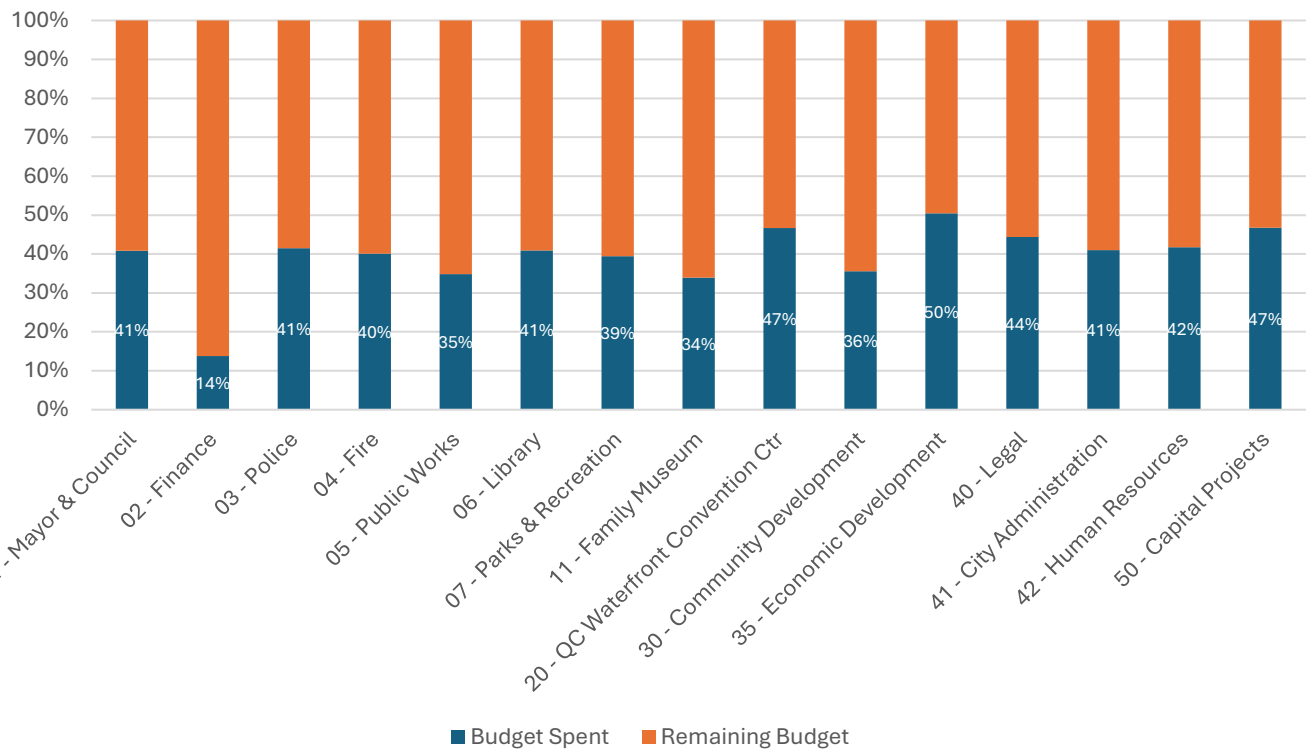
	This Month	Same Month PY	FYTD	Budget	% of Budget
Public Safety	1,835,508	1,196,243	7,083,517	17,352,289	41%
Public Works	426,409	302,277	1,690,474	4,177,349	40%
Culture & Recreation	683,651	431,728	3,000,622	7,131,533	42%
Community & Economic Development	1,692,715	1,565,195	2,486,757	5,319,368	47%
General Government	447,639	318,650	2,377,676	6,275,571	38%
Debt Service	267,388	2,403,025	356,497	15,612,930	2%
Capital Projects	2,178,182	2,576,176	12,606,350	28,515,359	44%
Business Type	2,591,704	2,419,438	11,212,585	31,753,742	35%
	10,123,194	11,212,732	40,814,478	116,138,141	35%



Total Expenditures by Department

	This Month	Same Month PY	FYTD	Budget	Budget Spent	Remaining Budget
01 - Mayor & Council	703,791	541,467	3,771,655	9,233,411	41%	59%
02 - Finance	875,303	3,215,418	3,551,138	25,775,451	14%	86%
03 - Police	1,053,896	736,187	4,109,132	9,912,992	41%	59%
04 - Fire	692,185	399,005	2,616,348	6,526,656	40%	60%
05 - Public Works	1,735,104	1,432,392	7,096,904	20,379,972	35%	65%
06 - Library	437,397	281,871	1,735,285	4,242,091	41%	59%
07 - Parks & Recreation	273,178	237,010	1,627,296	4,130,693	39%	61%
11 - Family Museum	208,836	158,230	911,930	2,690,542	34%	66%
20 - QC Waterfront Convention Ctr	138,331	156,236	818,655	1,755,500	47%	53%
30 - Community Development	198,936	134,042	772,138	2,170,299	36%	64%
35 - Economic Development	1,628,482	1,514,126	2,181,032	4,320,838	50%	50%
40 - Legal	56,098	38,073	196,912	443,728	44%	56%
41 - City Administration	59,256	39,764	236,354	576,980	41%	59%
42 - Human Resources	55,820	44,392	228,408	547,006	42%	58%
50 - Capital Projects	2,006,582	2,284,519	10,961,293	23,431,982	47%	53%
	10,123,194	11,212,732	40,814,478	116,138,141	35%	65%

% of Budget Spent YTD by Department - November



City of Bettendorf

Finance Summary

Month Ended 11/30/24

Mayor & Council (General Fund Only)	Account Description	Adopted Budget	Actual 11/30/24	Encumb.	(Over)/Under Budget	% Spent YTD 11/30/24
1001-0101-51001	Regular Full Time	17,693	7,124.20	0.00	9,198.91	48.01%
1001-0101-51002	Regular Part-Time	100,423	39,622.38	0.00	52,990.66	47.23%
1001-0101-51004	Overtime	750	424.93	0.00	261.65	65.11%
1001-0101-51027	Sick Leave Buyback	100	63.00	0.00	37.00	63.00%
1001-0101-52001	Fica-City Contribution	1,150	983.74	0.00	-20.40	101.77%
1001-0101-52002	Medicare-City Contributn	720	690.03	0.00	-104.02	114.45%
1001-0101-52003	Ipers-City Contribution	11,221	3,737.48	0.00	6,759.81	39.76%
1001-0101-52005	City Funded Deferred Comp	354	148.80	0.00	178.16	49.67%
1001-0101-52006	Group Insurance	3,985	1,497.36	0.00	2,188.16	45.09%
1001-0101-53001	Association Dues	100	13,291.00	0.00	100.00	0.00%
1001-0101-53002	Subscriptns & Educatn Mat	0	41.72	0.00	-41.72	
1001-0101-53004	Meetings & Conferences	28,000	8,796.76	0.00	18,911.74	32.46%
1001-0101-55013	Payment To Other Agencies	765,000	469,054.70	0.00	273,116.06	64.30%
1001-0101-55019	Information Services Chrg	29,421	21,500.45	0.00	7,920.55	73.08%
1001-0101-55031	Contingency	2,500	0.00	0.00	2,500.00	0.00%
1001-0101-55072	Other Professional Servic	50,000	703.91	0.00	49,296.09	1.41%
1001-0101-55082	Homebase Warranty Expense	0	900.00	0.00	-900.00	
1001-0101-56004	Minor Equipment	500	102.72	0.00	397.28	20.54%
1001-0101-56006	Office Supplies	200	111.85	0.00	138.05	30.98%
1001-0101-56007	Operating Supplies	42,500	24,661.39	0.00	15,046.05	64.60%
1001-0101-56008	Postage & Shipping	2,000	0.00	0.00	2,000.00	0.00%
1001-0101-56033	Public Appreciation	25,000	13,282.07	0.00	11,543.93	53.82%
Total		1,081,617	606,738	0	451,518	56.10%